

SHELVING DEPOT

# PRODUCT RANGE



**SH**  **LVING**  
**D**  **POT**

---

**04**

**ULTRARACK CANTILEVER RACKING**

**06**

**CANOPY STRUCTURES**

**08**

**SD PALLET RACKING**

**10**

**EXTRUSION STORAGE**

**12**

**DISPLAY SOLUTIONS**

**14**

**EASYSpan SHELVING**

**16**

**PALLET RACKING PROTECTION**

**18**

**PALLET RACKING ACCESSORIES**

**19**

**AUDITS AND REPAIRS**

**20**

**CONTACT US**



SELF STORAGE

Linea Onlus Weatherboard 60 900kg

Linea Onlus Weatherboard 60 900kg

Linea Onlus Weatherboard 60 900kg

# ULTRARACK

## CANTILEVER RACKING


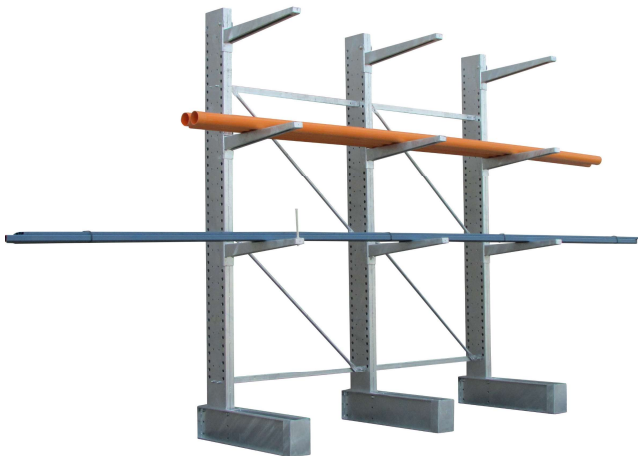
---

**UltraRack Cantilever is our premium cantilever product...**

Capable of impressive weight loadings, this is the go-to product for clients such as wood merchants, steel manufacturers, engineering workshops, big box stores, and builders. This system has a robust construction and is built to last. With extensive use throughout both the North and South Island this is a tried and tested product.

**Use UltraRack For:**

- Timber**
- Concrete Mesh**
- Steel Box Section**
- Extrusions**





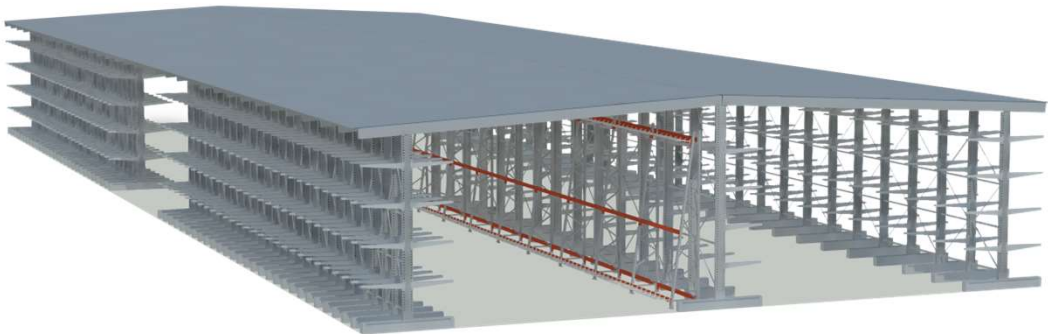
# CANOPY STRUCTURES

Working in collaboration with our industry partners, Shelving Depot is now able to offer a market-disrupting storage solution: the Integrated Rack System (IRS). This solution uses the durable UltraRack Cantilever racking system to create covered and enclosed racking structures for outdoor use. This is the ultimate solution for outdoor timber storage and provides protection from New Zealand's harshest elements. Depending on your requirements, you can either choose to get light protection by adding a single roof or provide total protection by enclosing the unit.

## CANOPY STRUCTURES MADE SIMPLE

Use IRS (Integrated Rack System) for:

- ✓ **Protecting Stock**
- ✓ **Timber Storage**
- ✓ **Drystores**
- ✓ **Vehicle Storage/Parking**



Build 3m from boundary without a fire rating



The benefits of using this system compared to building a shed and filling it with racking are:

### **FASTER BUILD TIME**

Utilising a modular design, these structures can be assembled very quickly. This reduces downtime for you and limits the time that you have contractors on your busy sites

### **SAVES SPACE**

Rather than having to set your racking off a shed wall, the wall is your storage

### **COST EFFECTIVE**

Using cantilever racking components as storage and as the structure is cost-efficient and limits waste



# SD PALLET RACKING

Shelving Depot's Pallet Racking is a conventional storage system designed for multi-level bulk storage. Installed widely throughout New Zealand, this is a proven product that meets the tough demands of warehouse and workshop environments.

## Use SD Pallet Racking For:

**General Pallets**



**Board Sheets**

**GIB Sheets**

SD PALLET RACKING BAYS




SD PALLET RACKING WORKBENCH



MULTIPLE BEAM LENGTHS AVAILABLE UP TO 4000mm





# EXTRUSION STORAGE

The use of Extrusion racks allows you to store and sort a large quantity of SKUs. This makes storing long items easy.

## Use Extrusion Racks For:

- ✓ Aluminium Lengths
- ✓ Timber
- ✓ Cladding
- ✓ Joinery
- ✓ Roofing
- ✓ Spouting



We have two options designed specifically for long length storage:

### A-Frame Racking:

Ideal for tall and light items that can stand on one end. These are very space efficient as they use vertical space. These allow for fewer SKUs than pigeon-hole storage

### Pigeon-Hole Storage:

Ideal for items that are not self-supporting and should be stored lying down.



# DISPLAY SOLUTIONS

Creating an excellent in-store experience for customers is one of the best ways to generate repeat sales. Shelving Depot has worked with a variety of stores to provide an offering that improves customer experience and helps to drive front-of-shop revenue.

We have two main offerings, the MetalMax Display Shelving and our EasySpan Night Rider Shelving system.

## Use Our Display Solutions For:

- ✓ **Peg hanging display**
- ✓ **Display your full range of:**
  - Food/Drink
  - Hardware
  - Tools
  - Consumables
  - Fixtures & fittings.



UP TO SEVEN DIFFERENT BEAM LENGTHS AVAILABLE FROM 600mm TO 2400mm

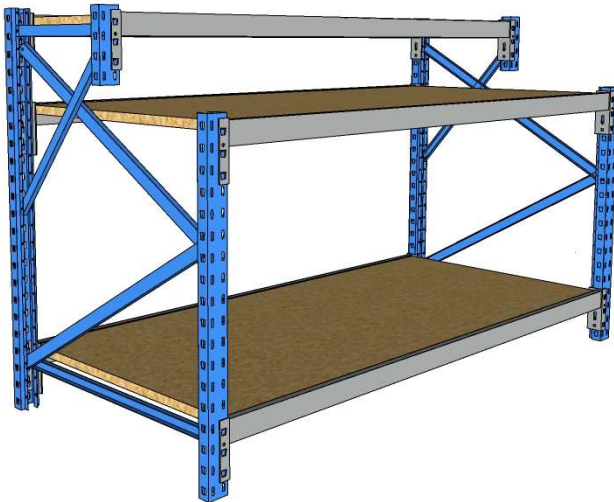


# EASYSpan SHELVING

EasySpan Shelving is Shelving Depot's own Longspan system.

Over the past few years this shelving has become very popular and well known for its quality, versatility, and large range of sizes.


EasySpan Shelving is ideal for storing hand-picked items and is often used to create customised workbenches. The slim robust design allows you to fit multiple levels and maximise the vertical space available. This is available with shelf board or mesh levels.



## Use EasySpan Shelving For:

- Picking Items
- Nuts and Bolts
- Boxed Items
- Tools and Equipment
- Workbenches

UP TO SEVEN DIFFERENT BEAM LENGTHS AVAILABLE FROM 600mm TO 2400mm



# PALLET RACKING PROTECTION

---

Shelving Depot stocks various protection equipment to extend the life of your pallet racking and shelving. Pallet racking protection is particularly important in environments where there are frequent pallet movements and multiple vehicles moving within the same facility. Where protection equipment pays off is by reducing damage to racking structures and therefore eliminating expensive downtime and repairs.



**Bollard:** use to protect or separate areas such as pedestrian walkways, offices and showrooms from the main warehouse



**Frame Hoop Protector:** designed for end-of aisles to protect the side of the pallet racking structure. Available in lengths suited to single and double-deep racking



**Post Protectors / Corner Guards:**

Protect the critical section of pallet racking uprights





### **Step-Over Post Protector:**

These have the same function as a standard post protector but are designed to be installed on racks that have baseplates wider than 145mm.



### **Cantilever Base Protector:**

Designed to provide protection for cantilever racking bases.

---

## BASE PROTECTOR IN ACTION

Pictured below is a base protector after it defended some Cantilever racking at one of our clients sites.

Replacing the protector cost this customer only \$255 compared to replacing the base which would have cost them more than \$1000.




# PALLET RACKING

## ACCESSORIES

---

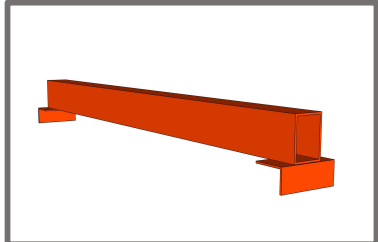
Shelving Depot offers a full range of pallet racking accessories that help to improve safety and efficiency in your day-to-day operations. Installing the correct attachments and accessories throughout your facility will help your team to quickly and safely stow and pick products.



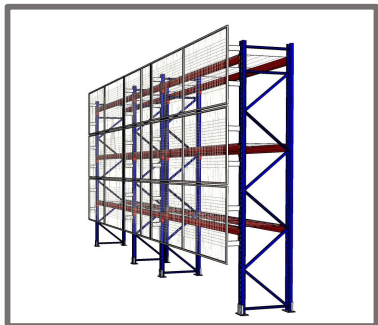
**Pallet Support Bar:** for adding lateral support for weak or odd-size pallets



**Pallet Racking Mesh:** create a complete mesh deck to reduce margin for error in pallet placement, accommodate weak pallets, and improve safety



**Fork Entry Bar:** create efficient access for packs of board, timber, and GIB. These allow you to stow packs without the use of a pallet



**Safety Backing Mesh:** attach to the back of racking structures to protect accessways and infrastructure from pallets/items being pushed through from the loading side.

# AUDITS & REPAIRS

---

Conducting Comprehensive Safety Audits is the best way to ensure that your equipment is maintained to a high standard and that any damage or critical wear-and-tear is identified and addressed.

We offer annual inspection audits which are completed by qualified independent consultants. They inspect your racking, identify any damage and produce a report with any actions that should be implemented. If damage has occurred, the audit reports are supplied with a make-good proposal that can be completed by Shelving Depot or any other qualified contractor.

The Comprehensive Safety Audits are completed on our behalf by Scope Services who are an independent engineering company. Works include:

- Updating Pallet Racking and Cantilever Racking plans where required
- Detailed visual check of racking system
- Beam deflection check
- Frame alignment check
- Traffic Light Reporting
  - **Red** - Condemned, unload immediately
  - **Orange** - Repair or replace within 3 months, or minor action to be taken
  - **Green** - Safe, continue to monitor
- Overall warehouse safety summary with recommendations
- Quotation and timeline for urgent works
- Quotation for non-urgent recommendations

## OUR QUALIFICATIONS



# CONTACT US

**WE DESIGN, ENGINEER  
AND INSTALL INNOVATIVE  
STORAGE SOLUTIONS**

GET IN TOUCH TODAY:



**0800 743 584**



**[sales@shelvingdepot.co.nz](mailto:sales@shelvingdepot.co.nz)**

**SH<sub>ELVING</sub>  
DE<sub>POT</sub>**

Creating Space, Saving Time.

**40 Hunua Road, Papakura, Auckland  
[www.shelvingdepot.co.nz](http://www.shelvingdepot.co.nz)**